

# jesco®


SINCE 1932

JESCO INDUSTRIES, INC.

P.O. BOX 388 • LITCHFIELD, MI. 49252

517-542-2903

## MODEL 184040



AMERICAN MADE

AMERICAN OWNED



### DANGER

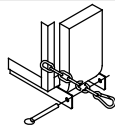


THIS PRODUCT CONDUCTS ELECTRICITY

EXTREME CAUTION SHOULD BE USED  
TO MAKE SURE CONTACT IS NOT MADE  
WITH ELECTRICAL WIRES OR POWER  
LINES DURING USE

#### READ THESE INSTRUCTIONS BEFORE USING

1. Always observe all SAFETY RULES of your company, O.S.H.A., A.S.M.E., A.N.S.I., and the forklift manufacturer.
2. Only Properly Trained Personnel should use this equipment.
3. Slip fork of your Lift truck into Lift Pockets on work platform.
4. Engage Locking Pins behind forks, make sure they are locked in place on both sides.
5. Attach Safety Chains around Forklift Carriage and Secure upon Itself before using.
6. Verify stability of work platform when attached to Fork Lift prior to use, as field conditions may vary. Fork Lift Capacity, Length of Wheel base, Width of Wheel base, Height, Weight, etc. could influence stability. Outrigger Bracing May Be Needed on Some Forklifts.
7. Safety Gate across Platform Opening must be Closed, and Safety Pin Installed when Platform is in use.
8. Do not Transport Personnel in Platform at any time. Always lower Platform to Floor Level - Allow Personnel to Exit, Then Move to Next Location.
9. At all times use this platform with Extreme Caution.

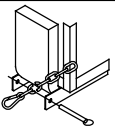


### CAUTION

INSTALL LOCKING PINS  
BEHIND FORKS ON BOTH  
SIDES BEFORE USING.

SECURE SAFETY CHAINS  
TO FORKLIFT MAST PRIOR  
TO USE.

LH



### CAUTION

INSTALL LOCKING PINS  
BEHIND FORKS ON BOTH  
SIDES BEFORE USING.

SECURE SAFETY CHAINS  
TO FORKLIFT MAST PRIOR  
TO USE.

RH

SAFETY PIN MUST BE  
INSTALLED TO PREVENT THE  
DOOR FROM OPENING WHEN  
THE PLATFORM IS IN USE.

