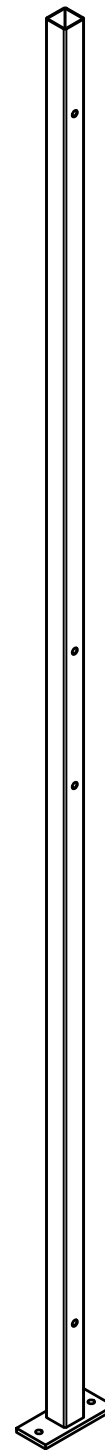
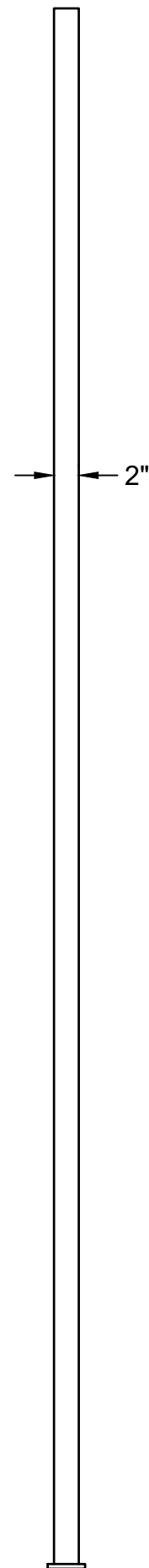
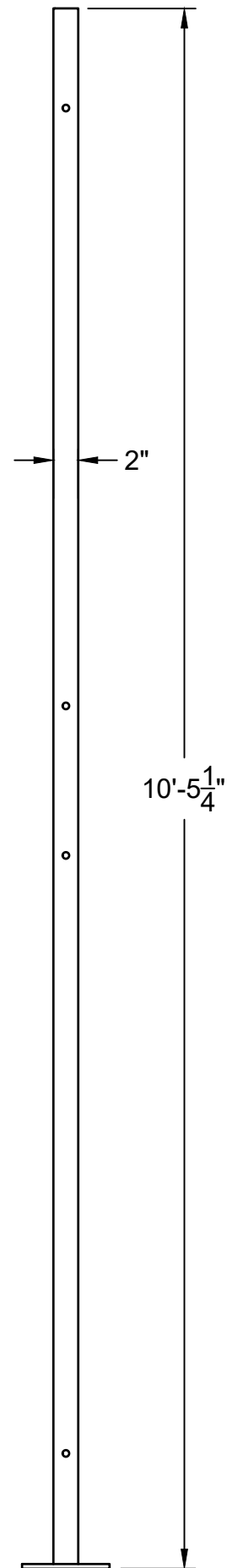


**FIRST PART  
APPROVAL REQUIRED**  
 APPROVED BY \_\_\_\_\_  
 DATE \_\_\_\_\_



**Specifications  
2 x 1 - 10ga. Standard Duty**

**Line Post:** 2" square tube with 3/8" x 3" x 7" base plate, includes two (2) holes for 3/8" anchors  
**Sweep Space:** 3/4"  
**Hardware:** Zinc plated. All necessary interconnecting hardware for installation furnished. Wall and floor anchors optional.  
**Finish:** Shop coat of Dark Gray PM9017.  
 The paint finish specified is for interior use only.  
 Material must be stored inside in a dry well ventilated area.  
 Do not store outside exposed to the elements.

		TITLE	
		Line Post @ 10'-5 1/4" w/cap included for 10'H mesh	
SIZE	COLOR	DWG NO	REV
B	Dark Gray	392031	
DRAWN	Jesse Pifer	9/8/2025	SCALE 1:13
		WEIGHT 24 lbs	SHEET 1/1